

How to cancel the participation?

You can send participation cancellation request to tournament admin department.

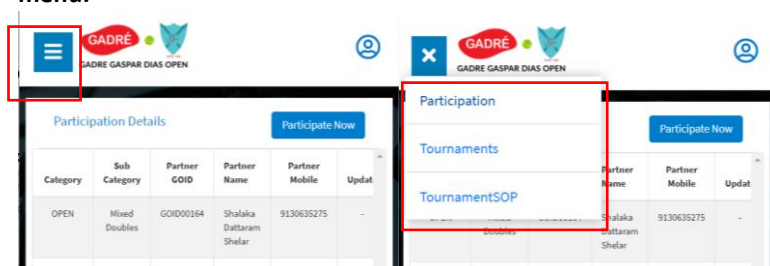
Following is the process of sending cancellation request

Step 1: Login to your account.

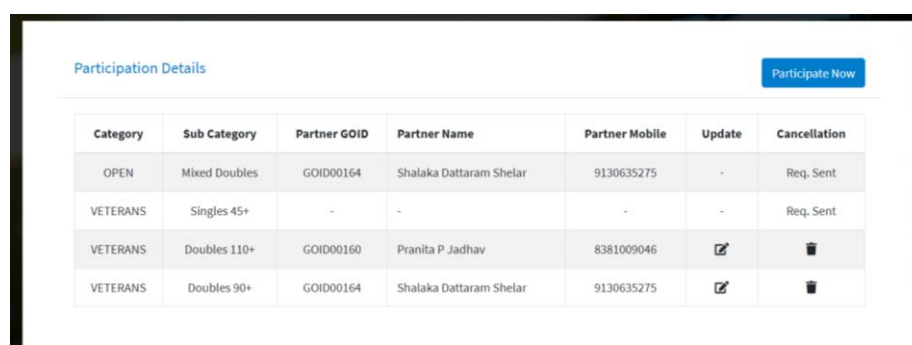
Step 2: Click on participation menu in header.



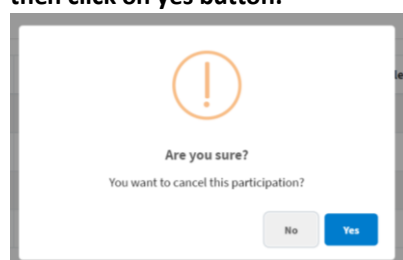
If you are checking on mobile then you will get participation page menu by touching on 3 bars icon menu at the top left corner. Please touch on that icon. It will collapse down the menu box. Touch on Participation menu.



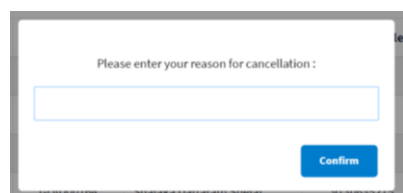
Step 3: In participation details page you will see the list of your participated categories. In cancellation column click on cancel (Dustbin) icon.



Step 4: Participation cancellation confirmation pop up will be show. If you are sure to cancel participation then click on yes button.



Step 5: Enter your reason for participation cancellation.



Participation cancellation request will be sent to the tournament admin department.

Note: Requesting cancellation doesn't actually cancels your participation. All the actions will be taken by tournament admin department.

